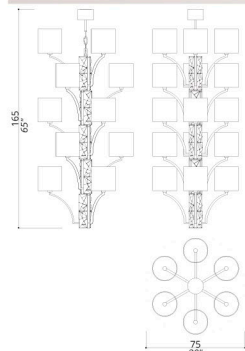


CREA



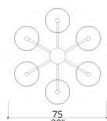
211-BB-24

MODULAR
CHANDELIER

FIVE MODULAR FIXTURES COMPOSITION.
CENTRAL STRUCTURE OF 3D DESIGNED
PANELS IN SOLID BRASS. 50 CM OF CHAIN
INCLUDED.

STRUCTURE IN F.13 (BURNISHED BRASS
FINISH); TILES IN F.12 (BRUSHED &
BURNISHED BRASS); CONNECTION BOX
AND DETAILS IN F.10 (NATURAL BRASS).

15 LIGHTS
TYPE E14



221-NK-04

WALL LAMP

CENTRAL STRUCTURE OF 3D DESIGNED
PANELS IN SOLID BRASS.
STRUCTURE IN L.56 (BLACK MATTE FINISH);
TILES IN F.33 (SATIN NICKEL FINISH);
DETAILS AND CONNECTION BOX IN F.31
(POLISHED NICKEL FINISH).

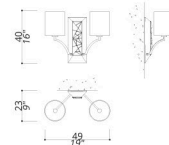
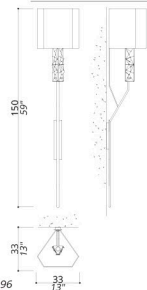
1 LIGHT
TYPE E27

221-BB-33

WALL LAMP

STRUCTURE IN F.13 (BURNISHED BRASS
FINISH); TILES IN F.12 (BRUSHED &
BURNISHED BRASS); CONNECTION BOX
AND DETAILS IN F.10 (NATURAL BRASS).

1 LIGHT
TYPE E27

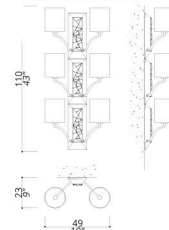


222-NC-23

WALL LAMP

ONE MODULE COMPOSITION. CENTRAL
STRUCTURE OF 3D DESIGNED PANELS IN
SOLID BRASS.
STRUCTURE IN L.57; TILES IN F.33; DETAILS
AND CONNECTION BOX IN F.31.

2 LIGHTS
TYPE E14



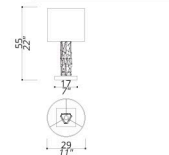
223-GJ-33

WALL LAMP

THREE MODULES COMPOSITION. CENTRAL
STRUCTURE OF 3D DESIGNED PANELS IN
SOLID BRASS.

STRUCTURE IN L.55 (BEIGE FINISH); TILES
IN F.15 (SATIN GOLD FINISH); DETAILS AND
CONNECTION BOX IN F.14 (POLISHED
GOLD FINISH).

6 LIGHTS
TYPE E14



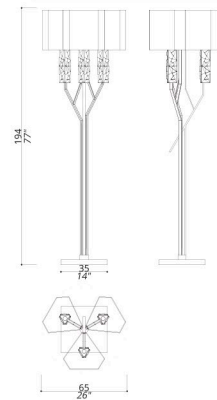
231-BB-28

TABLE LAMP

CENTRAL STRUCTURE OF 3D DESIGNED
PANELS IN SOLID BRASS.

STRUCTURE AND CONNECTION BOX IN F.13
(BURNISHED BRASS FINISH); TILES IN F.12
(BRUSHED & BURNISHED BRASS);
DETAILS IN F.10 (NATURAL BRASS).
METAL BASE.

1 LIGHT
TYPE E27



241-GK-11

FLOOR LAMP

CENTRAL STRUCTURES OF 3D DESIGNED
PANELS IN SOLID BRASS.

STRUCTURE IN L.56 (BLACK MATTE FINISH);
TILES IN F.15 (SATIN GOLD FINISH);
DETAILS IN F.14 (POLISHED GOLD FINISH).
METAL BASE.

3 LIGHTS
TYPE E27